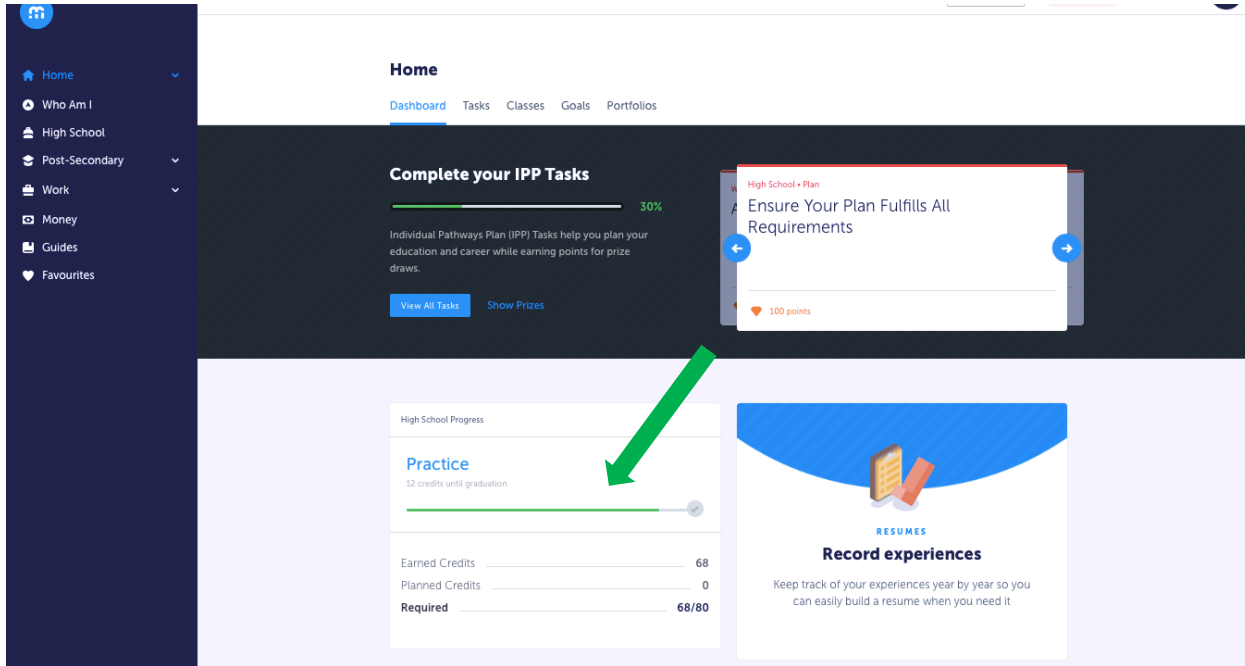




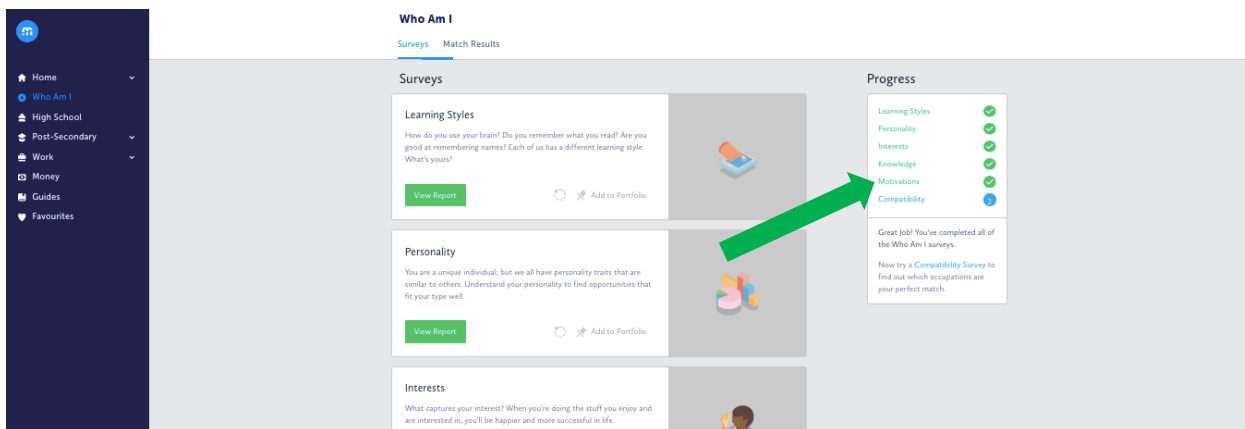
CAREER-LIFE CONNECTIONS 12

SESSION 2

Before starting Session 2, you should have updated all your courses as best you can in MyBlueprint. You can check this on the “dashboard” as shown below.



You should also have completed the surveys from the “Who Am I Section”:



If you have finished these conscientiously, then the matches will be more accurate.

You shouldn't be surprised if you see some matches that you know right away aren't for you.

This process helps to narrow down the options for you, but you will still need to do some active research and thinking. Now is the time to keep an open mind. There might be a match that never occurred to you and it could turn out to be perfect.



CAREER-LIFE CONNECTIONS 12

Try to complete at least three compatibility surveys. They are quite short and very specific to the job being explored.

When you go to the compatibility survey you will see a series of occupations that are a match for you. As you see below.

The top screenshot shows a 'Personality' section with a 'View Report' button and an 'Add to Portfolio' button. A green arrow points to a 'Compatibility' notification that says: 'Great Job! You've completed all of the Who Am I surveys. Now try a Compatibility Survey to find out which occupations are your perfect match.'

The bottom screenshot shows a list of occupations with match scores and 'Get Started' buttons. The 'Progress' section on the right shows a 'Compatibility' notification that says: 'Great Job! You've completed all of the Who Am I surveys. Click Get Started to complete a Compatibility Survey and discover your Match Score for any occupation.'

Occupation	Match Score	Action
Atmospheric and Space Scientists	87% Match	Get Started
Computer Programmer	80% Match	Get Started
Prosthodontist		Get Started
Health Educator		Get Started
Dentist		Get Started
Hairdressers, Hairstylists, and Cosmetologists		Get Started
Corporate Trainer		Get Started

As best you can, scan through the range of options and find at least three that seem good to you.

For each one, do a Compatibility Survey.

You may think you're set on a particular career direction now, but try to be open minded about other possibilities.

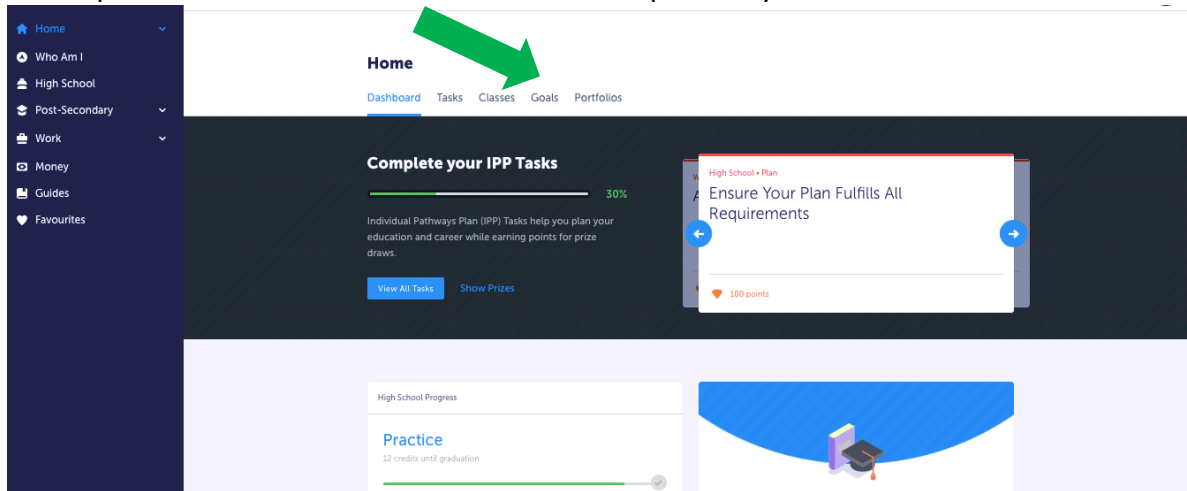
This process may help you see that you have chosen a good direction already.



CAREER-LIFE CONNECTIONS 12

The next thing to do is to set-up some CLC12 **portfolios** in which you can gather resources as you head towards June graduation.

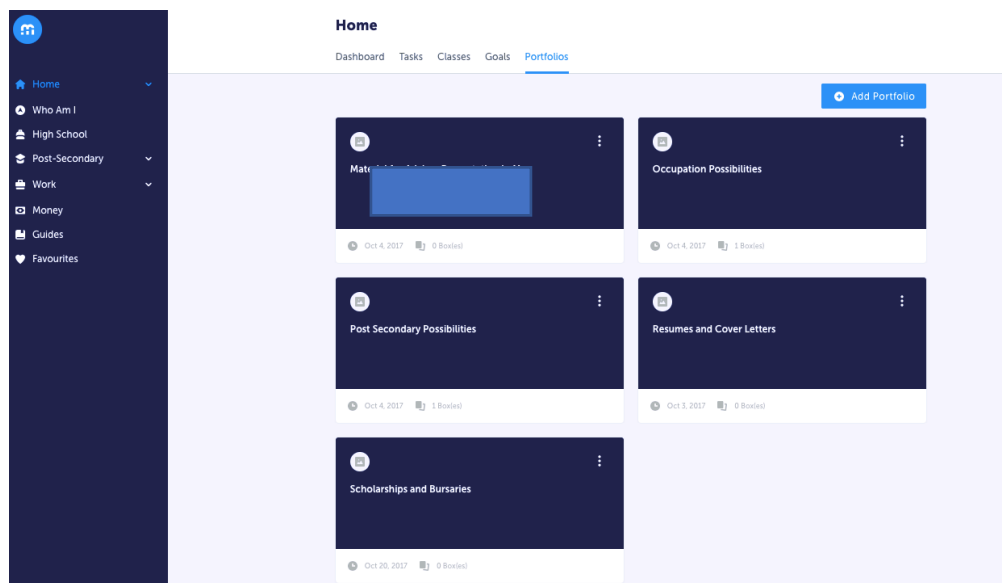
Go to the top of the screen and select the “Portfolio” option as you see below...



Once you're at the portfolio area, set-up (+ADD) the following portfolios: “Post-Secondary Options”, “Occupation Possibilities”, “Resumes and Cover Letters”, “Budget and Finance”, “Possible Scholarships and Bursaries”, and “Capstone Project/Presentation”.

Over the next few weeks and months, you will gradually add/collect materials in these portfolios as part of completing CLC12. This will also leave you with some organized resources/ideas for the future that will evolve further after you graduate.

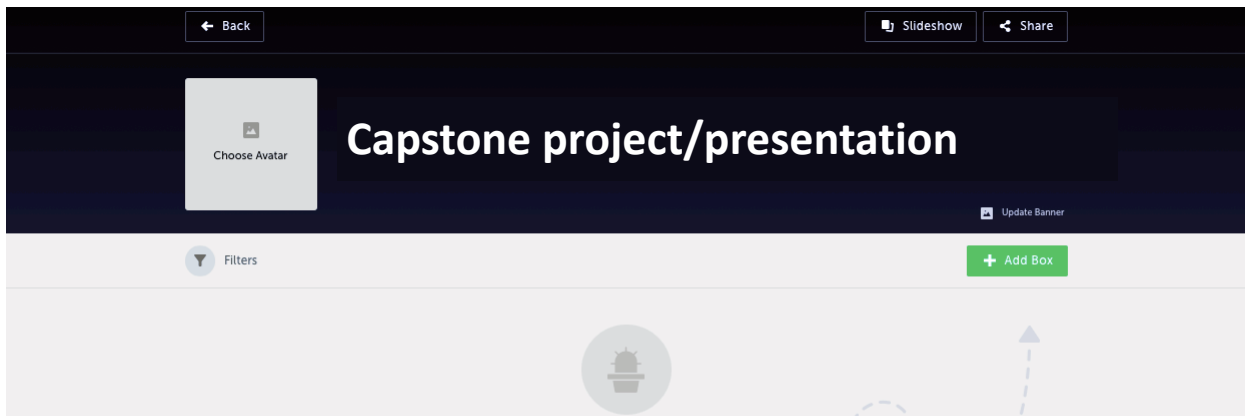
The next thing to look at is how to download files into your various portfolios. If you go into the portfolios section you should see the portfolios you just created.



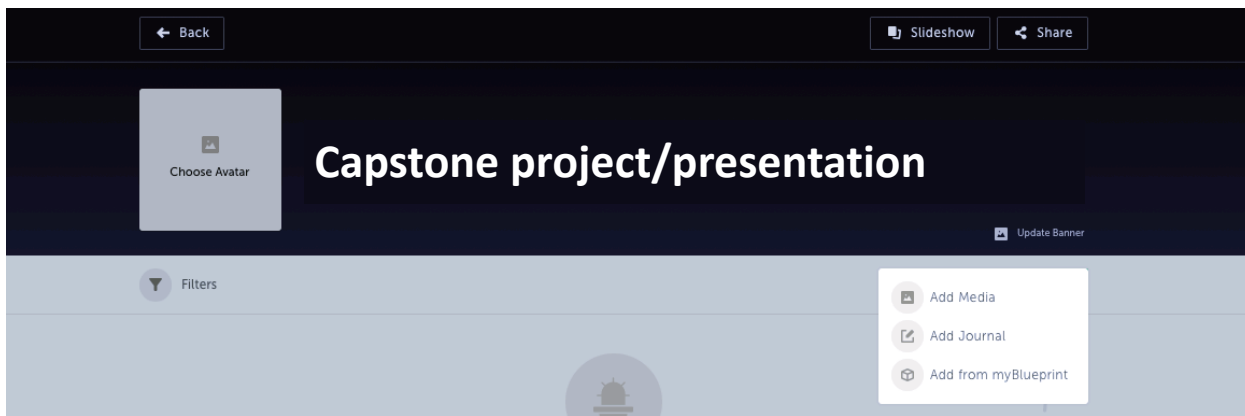


CAREER-LIFE CONNECTIONS 12

If you select one of the portfolios a window similar to the one below should appear.

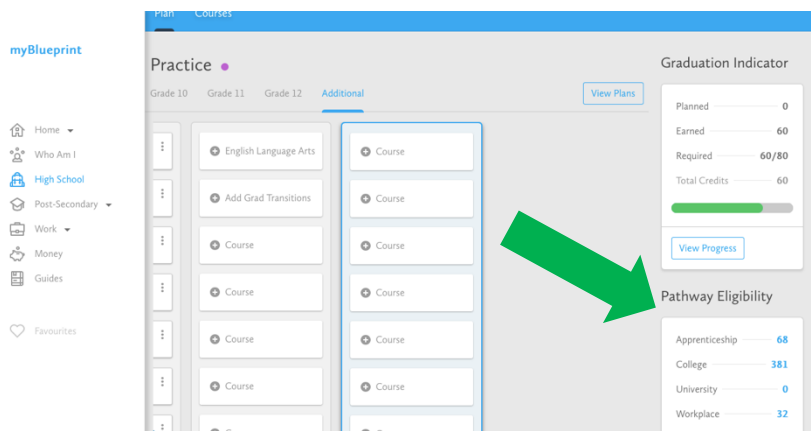


Click on the “Add Box” and this is where the option to “Add Media” etc. will appear.



Explore the options offered by “Add Media” and if you already have files/pictures/audio/video/links to add, then give it a try so you are ready to update and add things as the school year progresses towards graduation. The last thing to do is to go to the Pathway Eligibility area of the “High School” section.

Select the apprenticeship section as shown below.





CAREER-LIFE CONNECTIONS 12

- 1) Go to the **Guides** section for Apprenticeship and look over the following parts: Overview, Trades, and Apprenticeships.

The screenshot shows the myBlueprint website interface. On the left is a navigation menu with options: Home, Who Am I, High School, Post-Secondary (selected), Work, and Money. The main content area displays '68 results found (1 filters used)'. Below this is a list of career options:

- Arborist Technician**: Red Seal • Yes Salary • \$29,214 - \$66,774 Length • 1 Year(s)
- Architectural Sheet Metal Worker**: Red Seal • Yes Salary • \$34,430 - \$73,827 Length • 3 Year(s)
- Automotive Painter (Automotive Refinishing Technician)**: Red Seal • Yes Salary • \$27,127 - \$75,120 Length • 1 Year(s)
- Carpenter**

On the right side, there is a 'Guides' section with a card for 'Apprenticeship'. A green arrow points from the 'Arborist Technician' result to the 'Apprenticeship' guide card. The card text reads: 'Learn more about apprenticeships and skilled trades.'

- 2) Go back to the Pathway Eligibility area of the “High School” section and select Workplace, then select the **Guides** section and look over the following parts: Overview, Choosing a Career, and Finding Opportunities.
- 3) Finally, go back to the Pathway Eligibility area of the “High School” section and select College, then select the **Guides** section and look over the following parts: College vs University, Benefits of College/University, and Applying to College/University.

There is a lot of information to process. Consider this a quick survey of the options and where you can find basic information that you may use to make future decisions. In the weeks to come you can start to follow up on possibilities more specific to you.

The last page has some questions to answer. When you have completed them, you can hand them in to your CLC12 teacher. Make sure you put your name on the sheet.



CAREER-LIFE CONNECTIONS 12

Session 2 Questions and Reflections:

NAME: _____

Attach extra paper if needed...

Compatibility Survey Results

What three items did you select from these matches?

Why did they interest you?

Pathway Eligibility

Apprenticeships

If you had to choose a trade what would it be? Why?

Give a couple of advantages for doing an apprenticeship instead of college or university.

Workplace

Give a couple of pros to going directly to work after highschool.

Give a couple of cons

What do you think you will do?

If you had to choose only one, which “career cluster” is the best fit for you? Why?

College

Give three basic differences between college and university

Give two advantages for attending college and two advantages for attending university.

At this point in the process, what seems to be the right choice for you?